



# Report on Student Outcomes and School Climate OurSCHOOL Elementary School Survey (8172)

## OurSCHOOL Guardian Angels CES Highlights

Your version of the **OurSCHOOL** student survey measures 12 indicators based on the most recent research on school and classroom effectiveness. This report provides highlights based on data from 207 students in this school that participated in the survey between 7 Dec. 2020 and 11 Dec. 2020. The number of students by grade level is:

- grade 4: 22
- grade 5: 45
- grade 6: 50
- grade 7: 44
- grade 8: 46

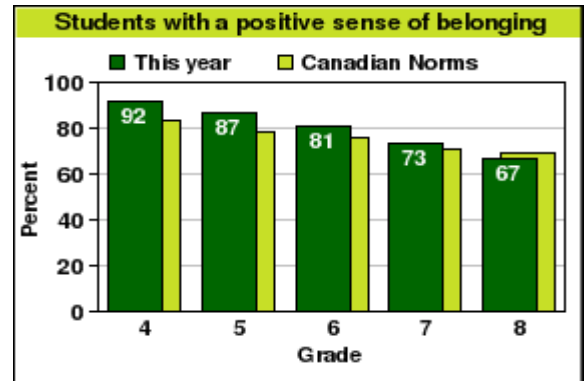
The bar charts show the results by grade for grades with at least 5 students. These are compared with Canadian norms, which are based on last year's results for all students using the OurSCHOOL survey at the grade levels found in this school. For details on the survey see [www.thelearningbar.com](http://www.thelearningbar.com).

### Social-Emotional Outcomes

#### Students with a positive sense of belonging

Students who feel accepted and valued by their peers and by others at their school.

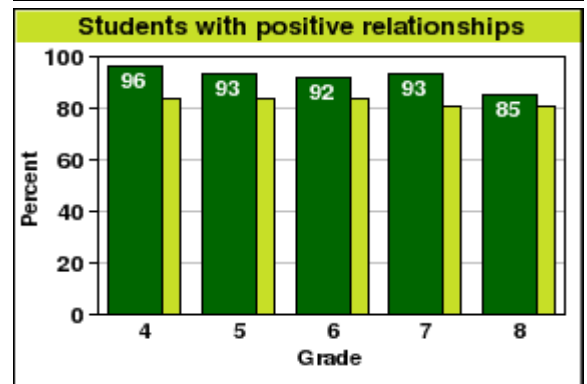
- 79% of students in this school had a high sense of belonging; the Canadian norm for these grades is 75%.
- 78% of the girls and 82% of the boys in this school had a high sense of belonging. The Canadian norm for girls is 73% and for boys is 78%.



#### Students with positive relationships

Students who have friends at school they can trust and who encourage them to make positive choices.

- In this school, 91% of students had positive relationships; the Canadian norm for these grades is 83%.
- 92% of the girls and 94% of the boys in this school had positive relationships. The Canadian norm for girls is 86% and for boys is 80%.





# Report on Student Outcomes and School Climate

## OurSCHOOL Elementary School Survey (8172)

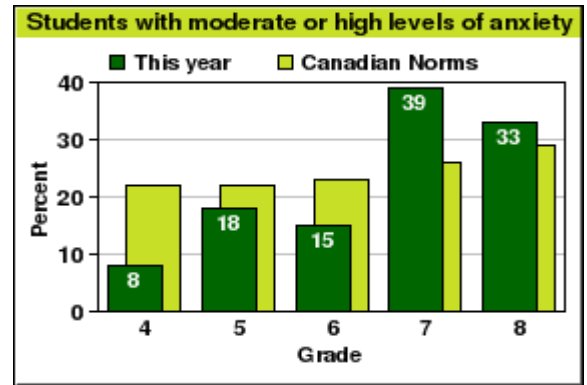
### Guardian Angels CES Highlights

## Social-Emotional Outcomes

### Students with moderate or high levels of anxiety

Students who have intense feelings of fear, intense anxiety, or worry about particular events or social situations.

- 24% of students in this school had moderate to high levels of anxiety; the Canadian norm for these grades is 24%.
- 35% of the girls and 11% of the boys in this school had moderate to high levels of anxiety. The Canadian norm for girls is 30% and for boys is 19%.



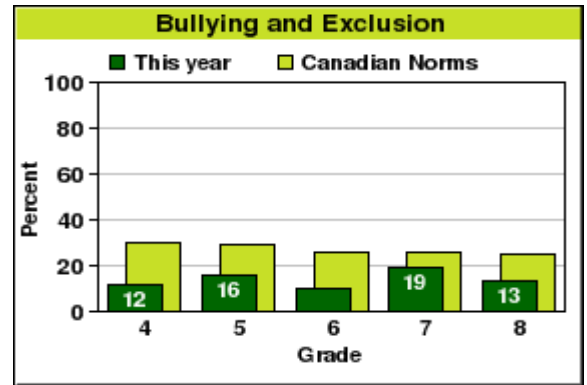


## DRIVERS of Student Outcomes

### Bullying and Exclusion

Students who are subjected to physical, social, or verbal bullying, or are bullied over the internet.

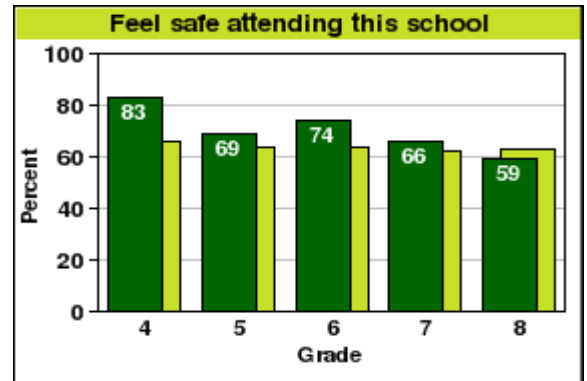
- 14% of students in this school were victims of moderate to severe bullying in the previous month; the Canadian norm for these grades is 27%.
- 10% of the girls and 17% of the boys in this school were victims of moderate to severe bullying in the previous month. The Canadian norm for girls is 25% and for boys is 29%.



### Feel safe attending this school

Students who feel safe at school as well as going to and from school.

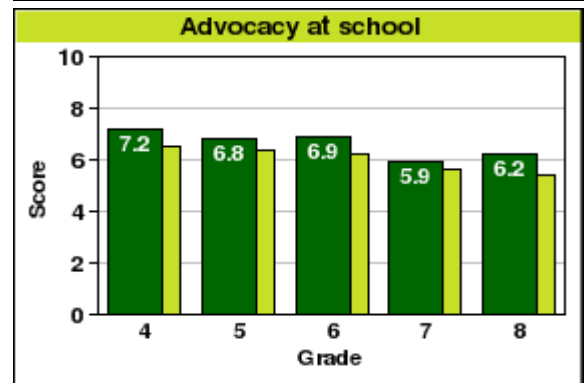
- 69% of students felt safe attending the school; the Canadian norm for these grades is 64%.
- 67% of the girls and 73% of the boys felt safe attending the school. The Canadian norm for girls is 64% and for boys is 64%.



### Advocacy at school

Students who feel they have someone at school who consistently provides encouragement and can be turned to for advice.

- In this school, students rated advocacy at school 6.5 out of 10; the Canadian norm for these grades is 6.
- In this school, advocacy at school was rated 6.5 out of 10 by girls and 6.6 out of 10 by boys. The Canadian norm for girls is 6 and for boys is 6.



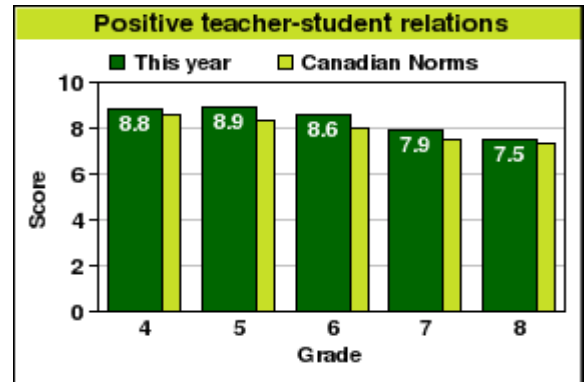


## DRIVERS of Student Outcomes

### Positive teacher-student relations

Students who feel teachers are responsive to their needs, and encourage independence with a democratic approach.

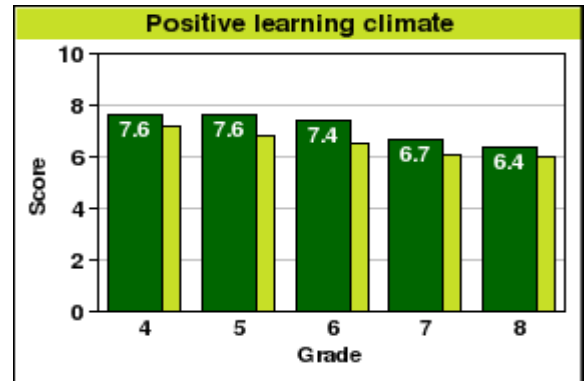
- In this school, positive teacher-student relations were rated 8.3 out of 10; the Canadian norm for these grades is 7.9.
- In this school, positive teacher-student relations were rated 8.4 out of 10 by girls and 8.3 out of 10 by boys. The Canadian norm for girls is 8.1 and for boys is 7.8.



### Positive learning climate

There are clear rules and expectations for classroom behaviour. Students understand these and teachers maintain high expectations that they be followed.

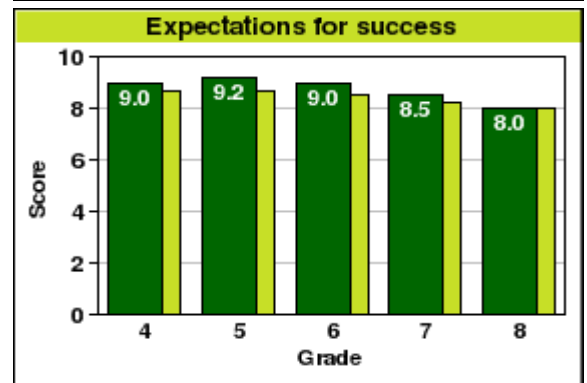
- In this school, students rated disciplinary climate of the classroom 7.1 out of 10; the Canadian norm for these grades is 6.5.
- In this school, disciplinary climate of the classroom was rated 7.1 out of 10 by girls and 7.2 out of 10 by boys. The Canadian norm for girls is 6.5 and for boys is 6.6.



### Expectations for success

The school staff emphasizes academic skills and hold high expectations for all students to succeed.

- In this school, students rated teachers' expectations for academic success 8.7 out of 10; the Canadian norm for these grades is 8.4.
- In this school, teachers' expectations for academic success were rated 8.6 out of 10 by girls and 8.9 out of 10 by boys. The Canadian norm for girls is 8.5 and for boys is 8.3.





# Report on Student Outcomes and School Climate

## OurSCHOOL Elementary School Survey (8172)

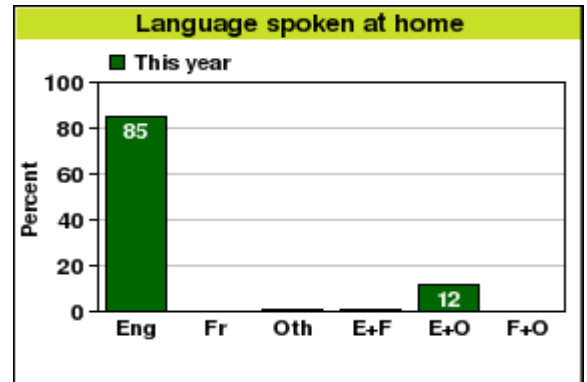
### Guardian Angels CES Highlights

## Demographic Factors

### Language spoken at home

Students are asked to indicate the language they speak most often at home.

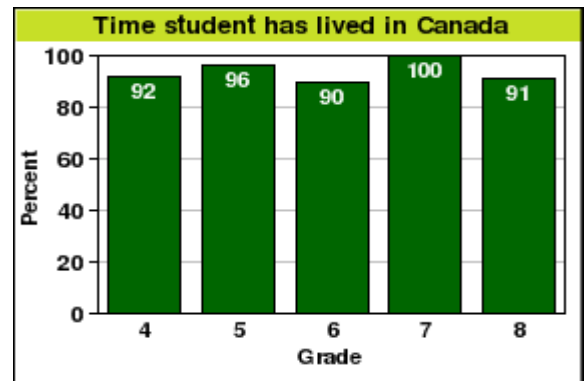
- 85% of students in this school speak English at home.
- 0% of students in this school speak French at home.
- 1% of students in this school speak other languages at home.
- 1% of students in this school speak English and French at home.
- 12% of students in this school speak English and another languages at home.
- 0% of students in this school speak French and another languages at home.



### Time student has lived in Canada

Students who were born in Canada.

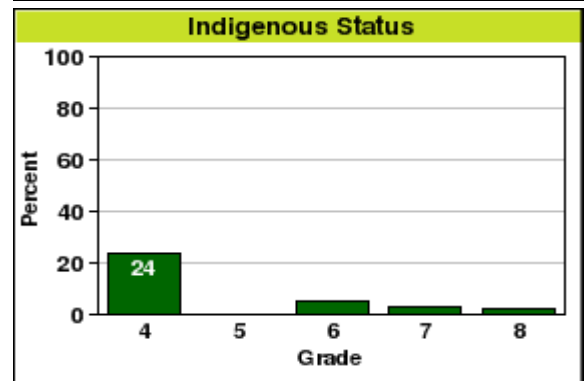
- 94% of students in this school were born in Canada.
- 94% of the girls and 95% of the boys in this school were born in Canada.



### Indigenous Status

Students who identified as Indigenous, that is, First Nations, Métis, or Inuk.

- 5% of students in this school identified as Indigenous.
- 3% of the girls and 6% of the boys in this school identified as Indigenous.



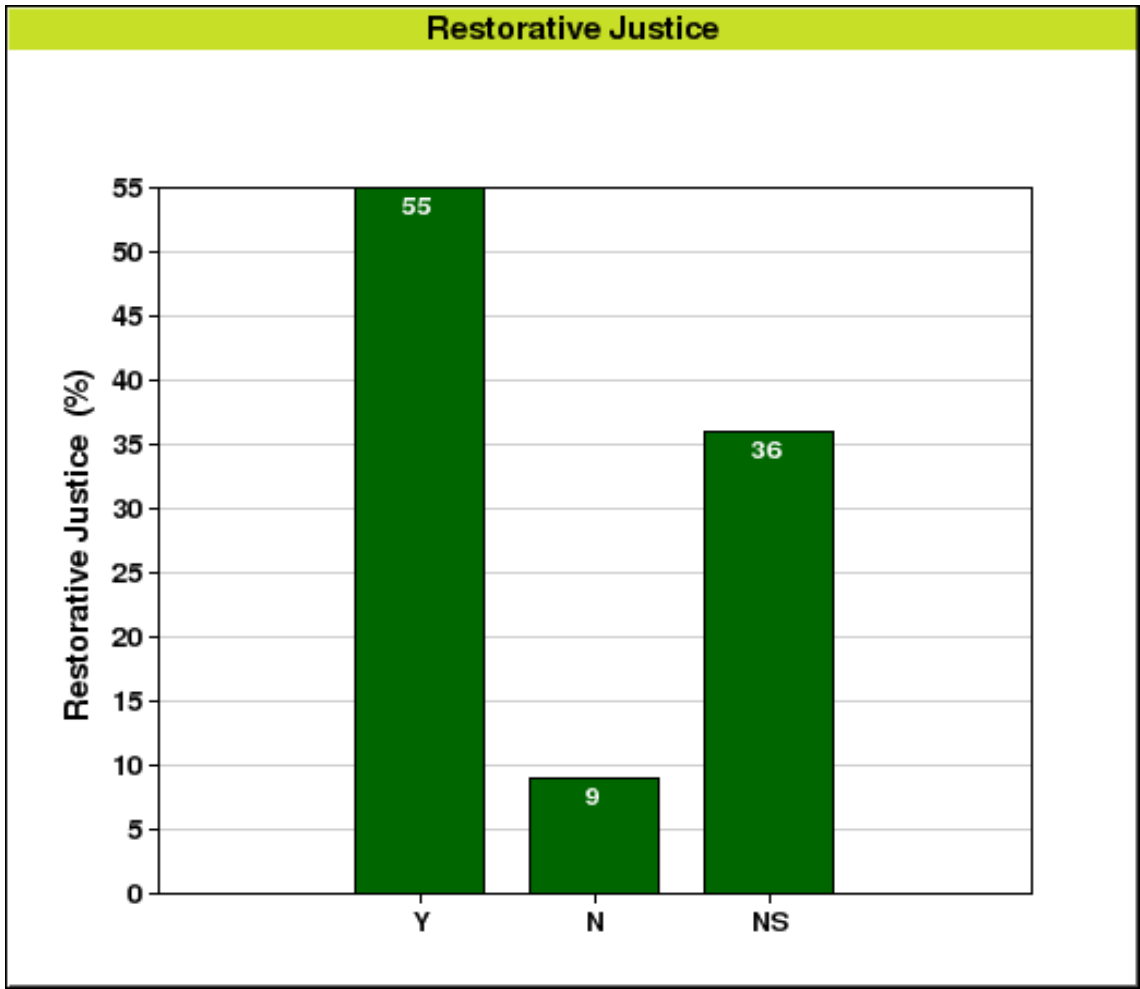


Report on Student Outcomes and School Climate  
OurSCHOOL Elementary School Survey (8172)  
Guardian Angels CES Highlights

Multiple Choice Question

Students were asked: "I have heard about Restorative Justice"

- Yes (Y)
- No (N)
- Not Sure (NS)





Report on Student Outcomes and School Climate  
OurSCHOOL Elementary School Survey (8172)  
Guardian Angels CES Highlights

**Multiple Choice Question**

Students were asked: "Restorative Justice Practices are used at my school to resolve conflicts"

- Regularly (REG)
- Sometimes (SOME)
- Never (NEVER)
- Don't Know (DK)

